



DOOR DESIGNS CATALOG

2025 EDITION

MG-3000 | MG-3500 | MG-4000 SERIES
IMPACT RESISTANT DOORS



MR-GLASS®
DOORS & WINDOWS
MANUFACTURING



DOOR DESIGNS

MG-3000 / MG-3500 / MG-4000 SERIES IMPACT RESISTANT DOORS

- HOME PROTECTION AGAINST INTRUDERS
- HURRICANE PROTECTION
- NO SHUTTER NECESSARY
- AESTHETICALLY PLEASING APPEARANCE
- IMPROVED ENERGY EFFICIENCY
- UV + NOISE REDUCTION
- EASY CARE / MAINTENANCE
- HIGHER PROPERTY VALUE
- LOWER INSURANCE PREMIUMS



MG-3000 SERIES IMPACT RESISTANT OUTSWING HINGED DOOR

FLORIDA PRODUCT APPROVAL: FL #26942.1 LMI


CAD drawings available at
WWW.MRGLASSWINDOWS.COM



TRUE DIVISION

SB: SOLID BOTTOM U: UNEVEN C: COLONIAL

MG-1/2




MG-1/2-SB




MG-1/2-SB-C




MG-1/3



MG-1/3-SB



MG-1/4



MG-1/3-U



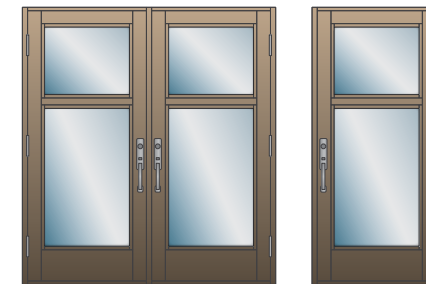
MG-1/3-U-SB



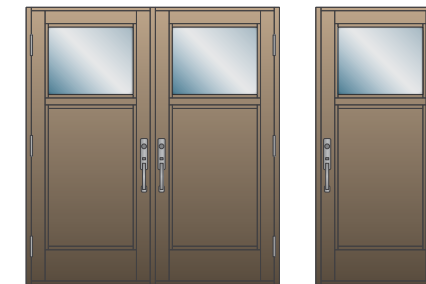
MG-1/3-U-SB-C



MG-2/3-U



MG-2/3-U-SB



MG-2/3-U-SB-C




MG-3000 SERIES

IMPACT RESISTANT
OUTSWING HINGED DOOR

FLORIDA PRODUCT APPROVAL: FL #26942.1 LMI

DOOR DECORATIONS

CAD drawings available at
WWW.MRGLASSWINDOWS.COM



*CUSTOM DECORATIONS ARE AVAILABLE



MG-3500 SERIES

IMPACT RESISTANT OUTSWING ENTRY DOOR

FLORIDA PRODUCT APPROVAL: FL #26942.2 LMI

LAGUNA




MALIBU



HOLLY



DAYTONA



NAPLES



SAVANNA



CATEGORY

- Exterior Outswing Hinged Door.

TECHNICAL SPECS

- Meets F.B.C for High Velocity Hurricane Zone.
- Available Configurations X and XX.
- Maximum Dimensions :
X configuration, 60" x 130",
XX configuration, 80" x 120".
- High Bottom Rail available.
- Maximum Design Pressures :
+/- 80 PSF.
- Glazing Capabilities 7/16" laminated HS and 1" insulated laminated HS Enhanced thermal performance with Low-E coating glass available.
- Solid infill panel 1" with faces of aluminum and stainless-steel inlays
- Solid Infill panel 1" with glass insert.
- Features a mechanical or electrical Multipoint Lock with 16mm faceplate and Siegenia Smart Lock.
- Intermediate horizontals (true dividers).
- Muntins or Raised Grid for design freedom.
- Powder coating aluminum finish. Meets AAMA 2604 (standard) for 5-year warranty. AAMA 2605 for 10-year warranty also available.

*ASK FOR THE COLOR COMBINATIONS ON EVERY MODEL.

MULTI-POINTS LOCKS

AVAILABLE ON MG-3500 |
MG-4000 SERIES

THE NEW GENERATION OF KEY-OPERATED MULTI-POINT LOCKS: THE Kfv ONE MODULAR SYSTEM.

Siegenia Kfv multi-point locks are perfectly coordinated, high quality, locking systems providing maximum security and comfort requirements Kfv AS3600 counts four-fold locking part with mechanical trigger.

DIGITAL SIEGENIA ACCESS CONTROL SYSTEMS

A-opener 2.2 motor



FINGERPRINT SCANNER

Area sensor with touch ID, simply place your finger on the surface.



KEYPAD

Equipped with a single-use and holiday PIN function.



TRANSPONDER

Supports RFID cards.



MG-4000 SERIES

IMPACT RESISTANT PIVOT ENTRY DOOR

FLORIDA PRODUCT APPROVAL: FL #41657.1 LMI



CATEGORY

- Exterior Pivot Door.

TECHNICAL SPECS

- Meets F.B.C for High Velocity Hurricane Zone.
- Hydraulic Pivot located on the bottom rail (No need to insert a pivot in the floor).
- Pivot with damper control and adjustable movement. Stop at 90 degrees.
- Weights up to 500 kg.
- Can be installed on aluminum low threshold or directly on the floor.
- Max Dimensions : X configuration, 72" x 144".
- Features a mechanical or electrical Multipoint Lock with 16mm faceplate and Siegenia Smart Lock on lock stile.
- Secondary locking points on pivot stile.
- Wide variety of handles to choose from.
- Maximum Design Pressures +/- 70 PSF.
- Glazing Capabilities 9/16" laminated HS. Enhanced thermal performance with Low-E coating glass available.
- Solid Infill panel 1" with glass insert.
- Intermediate horizontals (true dividers).
- Muntins or Raised Grid for design freedom.

SOLID PANEL DESIGNS

HOLLY




DAYTONA



NAPLES



SAVANNA



CAD drawings available at
WWW.MRGLASSWINDOWS.COM



*ASK FOR THE COLOR
COMBINATIONS ON EVERY MODEL.



MG-4000 SERIES

IMPACT RESISTANT
PIVOT ENTRY DOOR

FLORIDA PRODUCT APPROVAL: FL #41657.1 LMI

DOOR DECORATIONS


CAD drawings available at
WWW.MRGLASSWINDOWS.COM




MGD-01



MGD-02




MGD-03




MGD-04




MGD-05



MGD-06




MGD-07




MGD-08



MGD-09



MGD-10



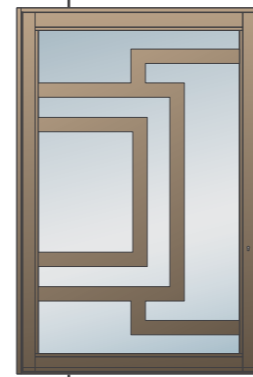
MGD-11




MGD-12



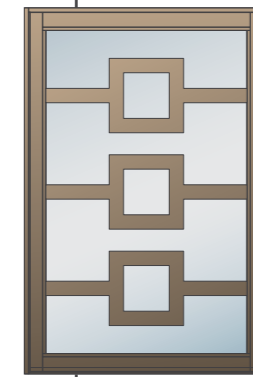
MGD-13




MGD-14




MGD-15




MGD-16




MGD-17




MGD-18




MGD-19



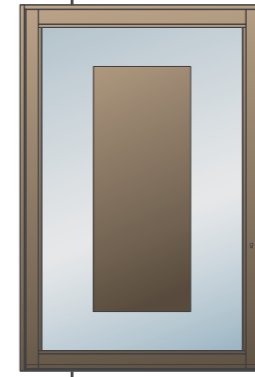
MGD-20




MGD-21




MGD-22



MGD-23



MGD-24



MG-4000 SERIES SOLID PIVOT DOOR
FINISH: STEEL BLUE / WOODGRAIN JAVA / STAINLESS STEEL



MR-GLASS®

WWW.MRGLASSWINDOWS.COM